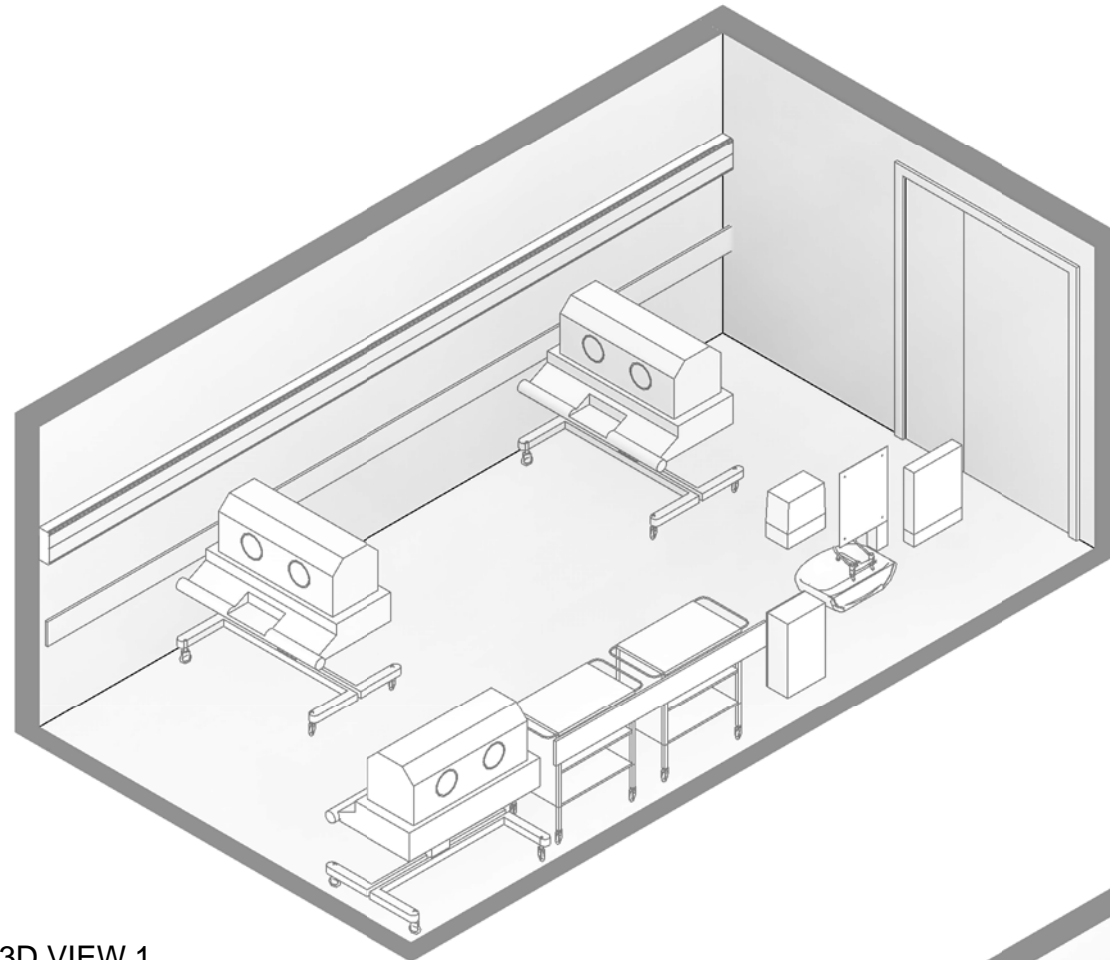
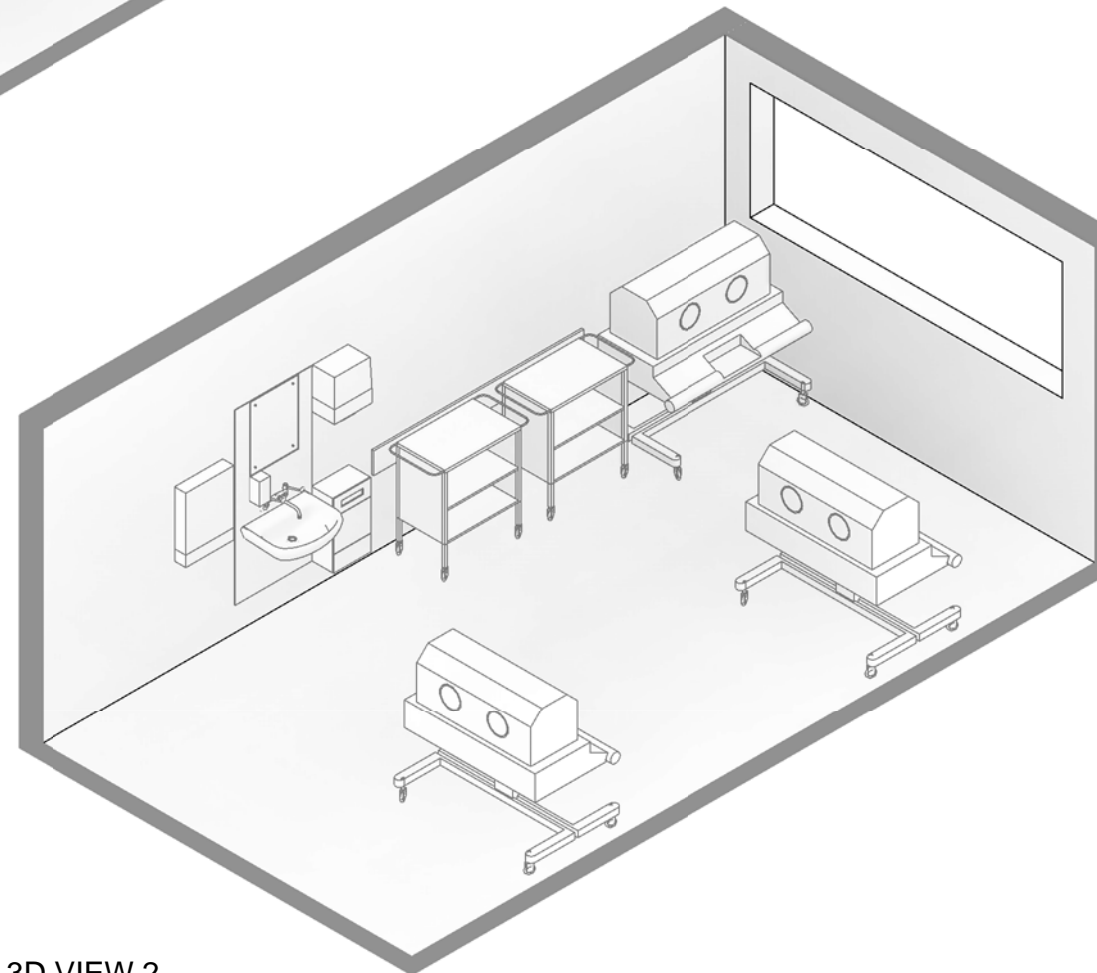


LEGEND

QTY	CODE	DESCRIPTION
1	BUM001	POST FORMED SOLID SURFACE BUMPER RAIL (WITH BRACKET)
3	INC001	INCUBATOR
1	OUT001	HORIZONTAL BEDHEAD SERVICE TRUNK - HU10
1	OUT028	SINGLE LIGHT SWITCH - 1100 AFFL
1	OUT030	OUTLET, POWER, SINGLE 16A - 400 AFFL
1	SAN006	TOWEL DISPENSER
1	SAN007	WASTE DISPOSAL BIN
1	SAN008	SOAP DISPENSER
2	SAN015	CLINICAL WASH HAND BASIN
1	SAN030	MIRROR (BASIN)
1	SAN102	DISPENSER, GLOVE AND APRON.
2	TRO029	TROLLEY, MOBILE 700 X 450 X 900



1 3D VIEW 1



2 3D VIEW 2

NOTES:

UNLESS SPECIFIED AS CRITICAL OR MINIMUM, ALL DIMENSIONS SHOWN ARE RECOMMENDED DISTANCES.

DRAWINGS ARE NOT TO SCALE, MAKE USE OF BAR SCALE FOR DIMENTIONING.

www.iussonline.co.za

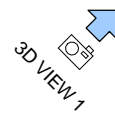
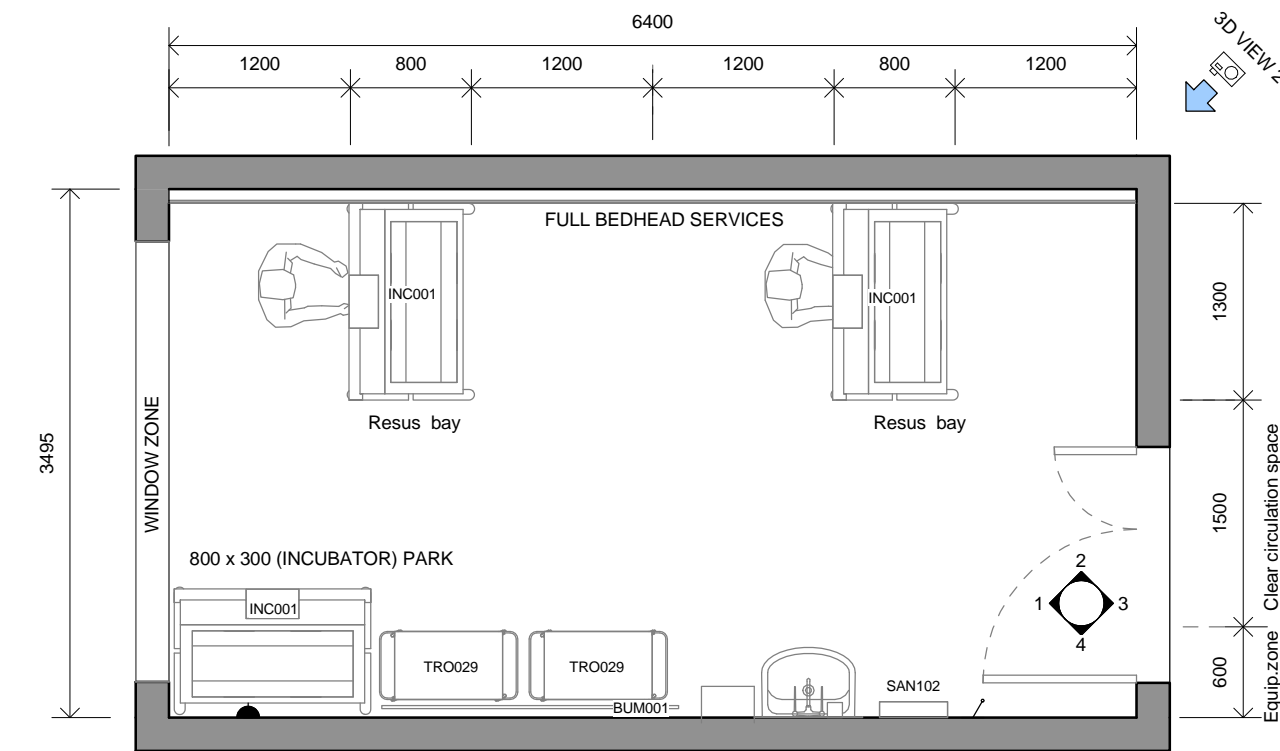


IUSS

ROOM NAME:	BABY RESUS
CUSTODIAN:	NDoH
DRAWING:	SHEET 1 OF 3
DATE:	2014/04/25
STATUS DEVELOPMENT:	REVISION_01
SCALE:	@ A3

LEGEND

QTY	CODE	DESCRIPTION
1	BUM001	POST FORMED SOLID SURFACE BUMPER RAIL (WITH BRACKET)
3	INC001	INCUBATOR
1	OUT001	HORIZONTAL BEDHEAD SERVICE TRUNK - HU10
1	OUT028	SINGLE LIGHT SWITCH - 1100 AFFL
1	OUT030	OUTLET, POWER, SINGLE 16A - 400 AFFL
1	SAN006	TOWEL DISPENSER
1	SAN007	WASTE DISPOSAL BIN
1	SAN008	SOAP DISPENSER
2	SAN015	CLINICAL WASH HAND BASIN
1	SAN030	MIRROR (BASIN)
1	SAN102	DISPENSER, GLOVE AND APRON.
2	TRO029	TROLLEY, MOBILE 700 X 450 X 900



NOTE:
 REFER TO IUSS FUNCTIONAL SPACE DRAWING BEI FOR ALL WASH HAND BASIN AND AAP FOR ALL INCUBATOR RELATED FUNCTIONS.

1 PLAN
 1 : 50

NOTES:
 UNLESS SPECIFIED AS CRITICAL OR MINIMUM, ALL DIMENSIONS SHOWN ARE RECOMMENDED DISTANCES.

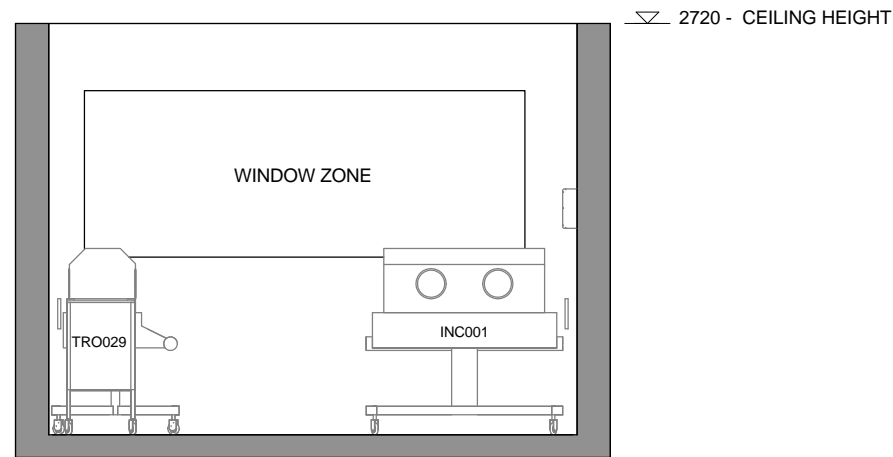
DRAWINGS ARE NOT TO SCALE, MAKE USE OF BAR SCALE FOR DIMENTIONING.



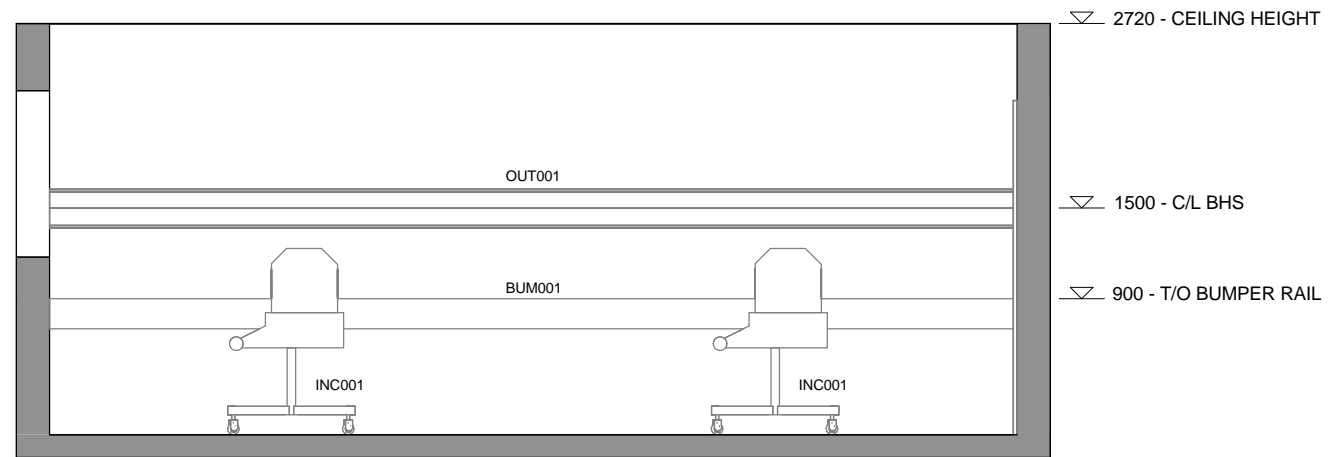
	ROOM NAME:	BABY RESUS
	CUSTODIAN:	NDoH
	DRAWING:	SHEET 2 OF 3
	DATE:	2014/04/25
	STATUS DEVELOPMENT:	REVISION_01
	SCALE:	1 : 50 @ A3

LEGEND

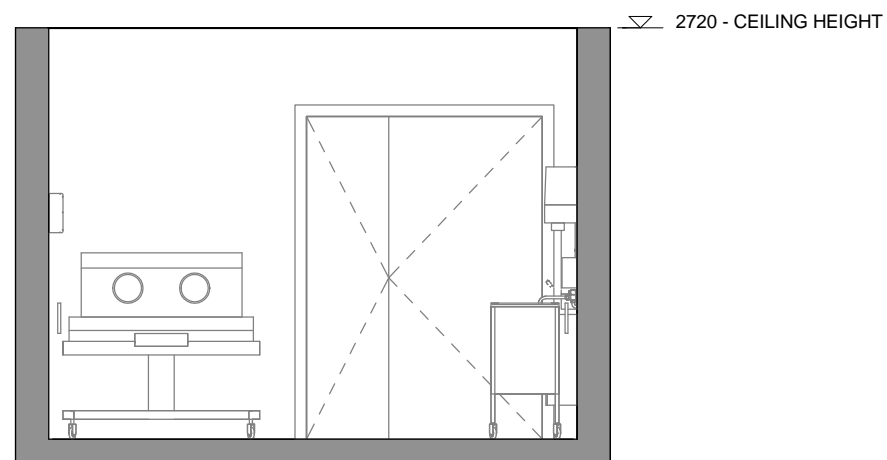
QTY	CODE	DESCRIPTION
1	BUM001	POST FORMED SOLID SURFACE BUMPER RAIL (WITH BRACKET)
3	INC001	INCUBATOR
1	OUT001	HORIZONTAL BEDHEAD SERVICE TRUNK - HU10
1	OUT028	SINGLE LIGHT SWITCH - 1100 AFFL
1	OUT030	OUTLET, POWER, SINGLE 16A - 400 AFFL
1	SAN006	TOWEL DISPENSER
1	SAN007	WASTE DISPOSAL BIN
1	SAN008	SOAP DISPENSER
2	SAN015	CLINICAL WASH HAND BASIN
1	SAN030	MIRROR (BASIN)
1	SAN102	DISPENSER, GLOVE AND APRON.
2	TRO029	TROLLEY, MOBILE 700 X 450 X 900



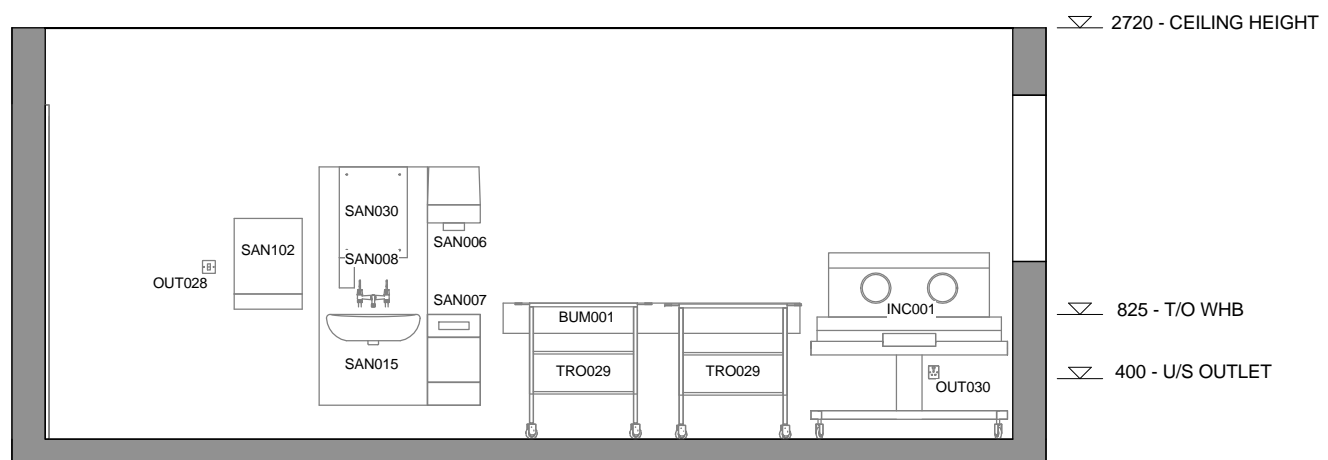
1 ELEVATION
 1 : 50



2 ELEVATION
 1 : 50



3 ELEVATION
 1 : 50



4 ELEVATION
 1 : 50

NOTES:

UNLESS SPECIFIED AS CRITICAL OR MINIMUM, ALL DIMENSIONS SHOWN ARE RECOMMENDED DISTANCES.

DRAWINGS ARE NOT TO SCALE, MAKE USE OF BAR SCALE FOR DIMENTIONING.

www.iussonline.co.za



	ROOM NAME:	BABY RESUS
	CUSTODIAN:	NDoH
	DRAWING:	SHEET 3 OF 3
	DATE:	2014/04/25
	STATUS DEVELOPMENT:	REVISION_01
	SCALE:	1 : 50 @ A3